
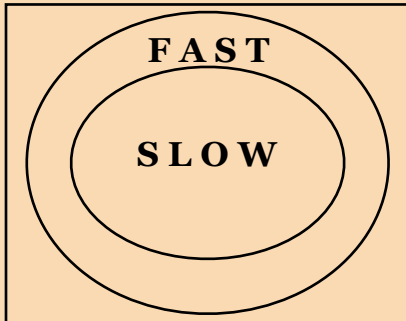


LOPING ETIQUETTE




Loping Pen Etiquette & Guidelines



- All individuals astride a horse in the arena at NCHA-produced events must be NCHA members.
- Stay to the inside if you want to go slow, stay to the outside if you want to go fast.
- Never stop in traffic. Stop and do dry work in an area with no traffic. Apply boots and groom in areas with no traffic.
- If you must tie your horse, tie them to something secure. Do not tie studs, kicking or biting horses in the loping pen. Someone may tie another horse close to them.
- Do not get upset if someone spansks your horse for kicking or biting.
- Riders must be in control of their horse at all times.
- Look before leaving or entering traffic. Yield to lopers.
- Do not exercise horses or season young horses when there is limited space in this loping area.
- Do not weave in and out of traffic without looking.
- Maintain constant speed and stay to inside when going slow to help avoid the need for other people to have to weave in and out of traffic.

Etiquette Continued...



- Change directions and maintain flow in one direction when asked. Always ask when you wish to change directions.
- Yield to the tractor and be careful of pedestrians and other lopers wishing to exit or enter. Leave the pen when asked by the announcer.
- Try to maintain a good sense of humor. People may be tired and nervous. Be patient with newcomers and try to help them learn by referring them to these guidelines.
- Do not pony horses (lead a horse on horseback) in the arena at NCHA-produced shows.
- To use your cell phone, move out of the flow of traffic.

